



Description:

14 AWG triads stranded (42x30) tinned copper conductors, twisted triads, unshielded, PVC insulation, PVC jacket.

Physical Characteristics (Overall)

Conductor

AWG:

# Triads	AWG	Stranding	Conductor Material
1	14	42x30	TC - Tinned Copper

Insulation

Insulation Material:

Insulation Material	Dia. (in.)
PVC - Polyvinyl Chloride	.119

Insulation Resistance: 2000 MegOhms @500 V DC/1000 ft.

Inner Shield

Inner Shield Color Code Chart:

Number	Color
1	Black & Red & White

Outer Shield

Outer Shield Material:

Outer Shield Material
Unshielded

Outer Jacket

Outer Jacket Material:

Outer Jacket Material	Nom. Wall Thickness (in.)
PVC - Polyvinyl Chloride	.042

Outer Jacket Ripcord: Yes

Overall Cabling

Overall Nominal Diameter: 0.340 in.

Mechanical Characteristics (Overall)

Operating Temperature Range: -30°C To +105°C

Bulk Cable Weight: 76.300 lbs/1000 ft.

Max. Recommended Pulling Tension: 186 lbs.

Min. Bend Radius (Install)/Minor Axis: 3.400 in.

Applicable Specifications and Agency Compliance (Overall)

Applicable Standards & Environmental Programs

NEC/(UL) Specification: PLTC, ITC, CL3R

AWM Specification: UL Style 2464 (300 V 105°C)

EU CE Mark: Yes

EU Directive 2000/53/EC (ELV): Yes

9495 Triad - 300V Power-Limited Tray Cable

EU Directive 2002/95/EC (RoHS):	Yes
EU RoHS Compliance Date (mm/dd/yyyy):	04/01/2005
EU Directive 2002/96/EC (WEEE):	Yes
EU Directive 2003/11/EC (BFR):	Yes
CA Prop 65 (CJ for Wire & Cable):	Yes
MII Order #39 (China RoHS):	Yes

Flame Test

UL Flame Test:	UL1685 UL Loading
CSA Flame Test:	FT4
IEEE Flame Test:	1202
ICEA Flame Test:	T-29-520

Suitability

Suitability - Burial:	Yes
Sunlight Resistance:	Yes

Plenum/Non-Plenum

Plenum (Y/N):	No
---------------	----

Surface Printing (Overall)

Surface Printing:	BELDEN 9495 E34972 1TRD14 (UL) CL3R 105C OR PLTC OR ITC SUN RES DIR BUR OR AWM 2464 80C 300V- - FT4 (2 FT, 7 DIGIT SEQUENTIAL NUMBER) FEET
-------------------	--

Electrical Characteristics (Overall)

Nom. Inductance:

Inductance (µH/ft)
.18

Nom. Capacitance Conductor to Conductor:

Capacitance (pF/ft)
27

Nom. Conductor DC Resistance:

DCR @ 20°C (Ohm/1000 ft)
2.6

Max. Operating Voltage - UL:

Voltage
300 V RMS

Max. Operating Voltage - Other:

Voltage Description
20 kV Nom. breakdown voltage between conductors

Max. Recommended Current:

Current
13 Amps per conductor @ 25°C

Put Ups and Colors:

Item #	Putup	Ship Weight	Color	Notes	Item Desc
9495 0601000	1,000 FT	86.000 LB	CHROME	C	3 #14 PVC PVC
9495 060500	500 FT	43.000 LB	CHROME	C	3 #14 PVC PVC

Notes:

C = CRATE REEL PUT-UP.

UL Instrumentation Cable

300V Power-Limited Tray Cables

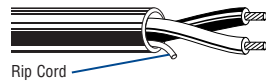
Industrial Grade Sunlight- and Oil-Resistant Jackets

Description	Part No.	No. of Pairs/Triads	Color Code	Standard Lengths		Standard Unit Weight		Jacket Thickness		Nominal OD		Maximum Pull Tension		Minimum Bend Radius	
				Ft.	m	Lbs.	kg	Inch	mm	Inch	mm	Lbs.	N	Inch	mm

14 AWG Pairs Stranded (42x30) Tinned Copper Conductors • Twisted Pairs

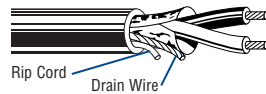
Unshielded • PVC Insulation • Chrome PVC Jacket

NEC: PLTC, ITC, CL3R CEC: FT4 IEEE 1202/383 ICEA T-29-520	9411	1	E2	U-500 1000	U-152.4 304.8	28.0 60.0	12.7 27.3	.042	1.07	.322	8.18	124	552	3.25	82.55
--	-------------	---	----	---------------	------------------	--------------	--------------	------	------	------	------	-----	-----	------	-------



Overall Beldfoil® Shield (100% Coverage) • PVC Insulation • Chrome PVC Jacket

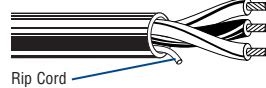
NEC: PLTC, ITC, CL3R CEC: FT4 IEEE 1202/383 ICEA T-29-520	9314	1	E2	U-500 1000	U-152.4 304.8	32.5 66.0	14.7 29.9	.042	1.07	.324	8.23	140	623	3.25	82.55
--	-------------	---	----	---------------	------------------	--------------	--------------	------	------	------	------	-----	-----	------	-------



14 AWG Triads Stranded (42x30) Tinned Copper Conductors • Twisted Triads

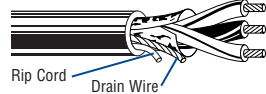
Unshielded • PVC Insulation • Chrome PVC Jacket

NEC: PLTC, ITC, CL3R CEC: FT4 IEEE 1202/383 ICEA T-29-520	9495	1	E1	500 1000	152.4 304.8	43.5 86.0	19.7 39.0	.042	1.07	.340	8.64	186	827	3.50	88.90
--	-------------	---	----	-------------	----------------	--------------	--------------	------	------	------	------	-----	-----	------	-------



Overall Beldfoil Shield (100% Coverage) • PVC Insulation • Chrome PVC Jacket

NEC: PLTC, ITC, CL3R CEC: FT4 IEEE 1202/383 ICEA T-29-520	9367	1	E1	500 1000	152.4 304.8	43.5 88.0	19.7 40.0	.042	1.07	.343	8.71	188	836	3.50	88.90
--	-------------	---	----	-------------	----------------	--------------	--------------	------	------	------	------	-----	-----	------	-------



E1, E2 = Refer to Technical Information section for color code.
Alternate color coding available upon request.